

Beijing Sidecar

Zhang's Motor Works
www.beijing-sidecar.com


New Owner Tips:

The following points are to help new CJ owners understand their newly acquired CJ 750 motorcycle. Remember the CJ 750 is a very old design and needs to be enjoyed as an old motorcycle. The CJ 750 is a very strong motorcycle and can take a hell of a beating, but you must keep it well maintained to ensure that it runs properly. Most important is to make sure that you always have enough oil in the engine. Please feel free to ask us for any advice as it may also go towards helping other riders. Also, feel free to send us any advice you have, we do not "know it all", and are always open to learning something new. Most of the points included below have been learned over the years, from guys like Wang Xin, Jiang Wei, and Zhang-zi all of whom have been riding for close to 20 years. Wang Xin leads our group rides every weekend up to the mountains around Beijing, and is a real wealth of CJ knowledge.

Read on, Ride slow and Enjoy!!!

Important tips for new Chang Jiang 750 sidecar owners:

- The Chang Jiang 750 sidecar is a high maintenance machine and not made to go fast!
- Highly suggest breaking your Chang Jiang 750 sidecar slowly, your patience will pay off.
- Check your oil daily, especially before long rides.
- Driving a sidecar motorcycle takes some getting used to, it is as wide as a car so beware of the space on the right hand side, especially when turning and pulling up to curbs.
- Use a good quality motor oil, straight 50W or 15/50 is recommended, (never use synthetic oil).
- It will probably take more distance to stop a CJ than you expect.
- Back brakes are most effective in stopping the bike.
- Keep a safe distance "buffer" especially in wet roads.
- Always carry extra oil in the boot.
- Be extra careful of taxis, when they see a potential passenger they are blinded by \$\$\$\$\$ and will not see you.
- When riding in the bicycle lane beware of people, bikes, dogs and especially small children jumping out in front of you.
- CJ 750s sway when braking and with a passenger stopping distance is increased.
- Alloy wheels have better stopping ability than spoke wheels.
- Spokes tend to snap and in multiples, check your spokes often and replace broken spokes; spoke wheels have been known to collapse.



Beijing Sidecar


Zhang's Motor Works
www.beijing-sidecar.com

- Slow on right hand turns, especially with someone on the pillion seat, as the sidecar can lift and bike will loose control and may flip over.
- CJ 750 engines are air cooled so in the summer it tends to get very hot, be wary of overheating carbs
- You may need to stop every 50km or 45 min of riding and let your engine rest.
- Headlights use up more battery than the bike can recharge. If you frequently ride at night in the city, it is advisable to buy a battery charger to recharge your battery at home and learn how to kick start your Chang Jiang 750.
- Long rides will help recharge the battery.
- Turn off gas tank's petcock when not riding.
- Air pressure should be 3.0 to 3.2 bar.
- Always lock your bike when you are not riding it.
- Beware of people cutting out in front of you especially making right or left turns into your right of way.
- Foreigners most likely will get the shorter end of the stick in an accident - Avoid them!
- At night, beware of drunk drivers, especially on weekends.

BEWARE: Beijing traffic law states: Motorcycles are 100% responsible for accidents by default, even if you do not cause them. There are opportunists taking advantage of this law. Make sure you carry your registration card and your insurance is up to date.

If your Chang Jiang 750 sidecar does not start:

- Make sure gas petcock is turned on & you have gasoline !
- Check the red light on left side of key slot, if red light on the right side turns on, power is good.
- Check the distributor to see if the rotor is turning.
- Check your spark plug cables are firmly attached.
- Manually prime the bike by tickling the small button on top of the carburetors before starting the bike.
- Some riders choke by closing off some air, with the choke lever between the carburetor and the air cleaner to help the bike start.
- If engine starts and red light does not go off when throttle is turned, the battery charging system is not working properly.



Beijing Sidecar

Zhang's Motor Works
www.beijing-sidecar.com

If the engine gets very hot:

- A very common problem for 24hp engines when riding for long distances at high speeds and / or going up long up hills.
- Sometimes the carbs become hot enough to boil the gasoline in them. A clear gas filter placed above the carbs helps, as it will readily show this. If this occurs, stop & let bike cool off for about 20 minutes.
- Sidevalve CJ engines (24 HP) should rest every so often, normally 50km or every 45 minutes .
- If you hear your valves to start making a clicking noise when engine is hot, stop and let the engine rest.
- Never throw water on a hot engine.
- Check your oil again.

Cooling down technique:

Sidevalve CJ engines, and occasionally OHV engines will overheat. When you stop your CJ, you may aid in the cooling of the engine by opening the oil dip stick. Put your engine into neutral and make sure the ignition is switched off, then kick the over manually to circulate the oil. This will help the engine to cool down quicker.

If your gears slip:


This is a very common CJ 750 problem. In most cases it's an adjustment problem that may be fixed easily by a professional. Have it adjusted before your transmission is taken apart. Up shift if it slips into neutral and your bike is moving. Try not to grind your gears when shifting.

Finding neutral:

This is very important to learn!! (2 techniques)

Ankle technique:

When down shift to first with your left foot, place your right ankle to feel the movement of the hand shift going back towards the rear wheel. Push slightly forward with your left ankle and you should be in neutral. The movement of the hand shifter is about an inch between gears so it should be easy to find. This takes a bit practice and once you get the hang of it, finding neutral will be a breeze.



Beijing Sidecar

Zhang's Motor Works
www.beijing-sidecar.com

Tapping technique:

Works when you are standing next to your bike. Put bike into high gear, and tap the front to lower the gear. Use light taps. Each tap should move the gear down one shift. After second the gear will go into neutral. Again it is just tapping on it to shift, not stomping on it or pressing on it. You can also do it the other way by putting it into first gear than tap it softly and it should shift into neutral. If you push too hard it will go right into second gear.

Winter riding:

Use lighter weight motor oil, and pump the kick-start in neutral to get some oil flowing into engine before kick starting it.

Carburetors can freeze (if there is water in the gas).

Transmissions also get frozen.


Use knee guards and keep warm.

Use hand guards, and hand warmers.

The Workers Stadium and Olympic Stadium is a great place to do some donuts. CJs handle very well in the snow. With their third balance point and low center of gravity, have excellent traction. So put on your ski gear, and get out there for some winter CJ fun !!

Wet weather riding:

- CJ 750s may slide on turns and on braking... ride slowly!!!
- Stopping will definitely be impaired by the wet.
- Old cloth spark plug cables will short out.
- If you are using cloth cables it is advisable to put some black electrical tape on the rubber spark plug covers.
- Keep the wire and spark plugs dry.
- The coil may get wet and short out the spark plugs.
- Water may get into transmission from speedometer cable, this can be sealed with a little bit of silicone rubber cement. If not sealed & water enters, the transmission fluid will foam up causing it to leak out, check your transmission fluid.
- Make sure water does not get into your key slot or it will short out the switch.
- Throttle and light switch may tighten up afterwards, loosen with some oil.
- Shocks may also become squeaky.
- Keep some electrical tape handy.
- Keep some duct tape and plastic bags for protecting your shoes and taping up sleeves.
- If the weather looks bad, take your bike cover with you in case you need to stop and cover the bike.



Beijing Sidecar


Zhang's Motor Works
www.beijing-sidecar.com

Long distance riding in China:

- It is best to ride long distance trips in a group.
- Plan ahead so you will get to the next town before sunset.
- Carry some plastic bags and also duct tape. We have encountered some very cold nights and rain which has made the plastic bags invaluable for keeping the shoes dry and also as insulation.
- Carry rain gear.
- Lead rider slowing down and accelerating will keep the riders behind senses up especially at night.
- When tired, take a rest, people have fallen asleep on their bikes.
- No matter how tired you get or dark it is, check your oil frequently.
- Be extra careful when riding at night especially with China's road conditions.
- Be aware of large rocks on the road.
- Also, farm animals are known to be in the road or may get startled and run in front of you.
- When passing in a group, rider in the back should set a pick to block drivers from coming up and blocking you from passing.
- Carry extra oil, points, condenser, and electric wire.
- If you are going for very long distance rides carry extra parts such as transmissions and rear drives as whole unit. You do not want to waste time taking the CJ 750 apart for repairs on the road. Do your repair work at night.
- Slow down on rough roads, it is better to arrive a little late than to break parts .
- Always carry some extra bottles of water and toilet paper.
- Do not create a scene and avoid trouble.

Rules for riding in groups:

- Gas up and check your oil and tire pressure before you get to meeting point.
- Most of the leaders on group rides in Beijing have many years of experience. If you are a new rider let the leader know and he will put you in the front of the group.
- Always load up with gas before arriving at meeting point, 24hp engines use up more gas than 32hp engines.
- Carry extra motor oil with you.
- 24hp engine bikes ride up in front of the group.
- 32hp engine bikes and CJs w/ straights pipes ride in the back of the group.
- Do not swerve from side to side, riders in front, looking in rear view mirror, may think that you are trying to signal them and that there is an accident or adverse road condition.



Beijing Sidecar

Zhang's Motor Works
www.beijing-sidecar.com

- Never pull up along side of someone unless you need them to pull over.
- Never pass a vehicle on both sides. If someone is passing on the right or left side of the vehicle do not pass on the opposite side at the same time.
- No over taking when riding in a group.
- Never ride in bicycle lane.
- If a rider in front of you pulls over, do not over take, pull over and stay with him.
- Bring lots of extra water and some snacks.
- Follow the front bike carefully and do not fall behind too far, if the riders following you have fallen behind, wait for them at turn or locations where they may lose the group.
- If you borrow another biker's spare part please replace them.
- When going up hills or on rough roads keep your distance.
- Respect other riders even if they are idiots.

Other info:

- The CJ 750 cover may damage the paint job especially when the wind causes it to flap. Areas most affected are the corners of the CJ 750, front of sidecar, and side fender.
- Things have been known to fly out of the sidecar, especially small dogs.
- Keep the fork lock rod off the fork, because it will rub and rattle.
- Keep little kids away from the CJ 750, the engine gets real hot and can give a nasty burn.
- It is suggested to not wear shorts or slippers when riding.
- In accidents, the right foot may get caught under the right cylinder especially on OHV engines.
- Do not turn too fast going right or left, we have seen bikes go out of control flip over.
- Carry some extra rags or old towels.
- Nuts and bolts come loose and wires fray from the vibrations, always take some time to look over your CJ 750 and carry some extra nuts and bolts.
- Never pick up strangers.
- Do not drink alcohol and ride.

Written by Chang Jiang 750 riders, for Chang Jiang 750 riders!